VANCOUVER INTERNATIONAL CHILDRENS FESTIVAL

Visual Story

Lindsay Family Stage

A visual story helps people prepare for a new experience or decide if this space or show works for them.



Table of content

You can click on any of them and go straight to that page

Where is the Lindsay Family Stage?

Getting to Lindsay Family Stage

Parking

Coming by Bus

50 or 4 - 7 - 84 or 10 - 14 - 16

The Front Door

The Lobby & Stroller parking

Box Office

Washrooms

Baby Change Table

Going into the Theatre

Inside the Theatre

Staff & Volunteers

Questions?

Credits

Where is Lindsay Family Stage?

On Granville Island at 1585 Johnston St.

[This is a map of Granville Island]

The Net Loft

Public Market

Lindsay Family Stage

Granville street bridge



Accessibility

- Wheelchair users
  - The ground floor and washrooms are accessible
  - Wheelchairs users can only sit in the front row
- There are no automatic buttons to open any of the doors
- Except for the front row, you need to use stairs to get to your seat, there are two railings for support on either side, they can support you to get up to the 5th row on the sides (not the middle section). See pictures below.





Getting to Lindsay Family Stage: lots of options

Walking

Granville Island is wonderful to walk to.
It is also nice to walk around but there are no real sidewalks so it can be confusing to know where to walk.

Biking

Click here to see where the closest bike racks are.

Click here to see where the free bike valet is.

Click here for pictures of the route on Granville Island

Click here to see where it is on google maps

Skip to Pictures of the Venue

Driving/Parking

There is pay parking until 6pm everywhere on Granville Island. On the weekend it can be very hard to find a spot.
Click here more information about parking.

Public Transportation

There are no busses that go onto Granville Island.
The closest bus stops are a 7-15 minute walk away.
Click here to see:

- Where the bus stops are
- Which busses stop there
- How to walk from the bus stop to the theatre

Bike Racks

The bike racks are in front of the building



There is also a bike valet service, go to the next page for information.

[Click here for pictures of what the route on Granville Island looks like]

[Skip to Pictures of the Venue]

Bike Valet

The bike valet is free.

It is there from the May long weekend till the September long weekend.

Open from 10am - 7:30pm



It is in parking lot 55 on Old Bridge street.

Turn left at this sign to go there.



The bike valet is on your left.

Skip to Pictures of the Venue

Parking

- You need to **pay for parking** between 9AM - 10PM
  To find out prices [click here]

There is a big parking lot on the other side of the public market





There are 4 **accessible parking spot** right in front of the theatre

[View Map on Google Maps]

Coming by Bus

Click here to see where it is on Google maps

These are the busses that have stops close to Granville Island

- 50
  click here for directions with pictures from the bus stop
- 4, 7, 14, 84
  click here for directions with pictures from the bus stop
- 10, 16, N9, N10, N17
  click here for directions with pictures from the bus stop

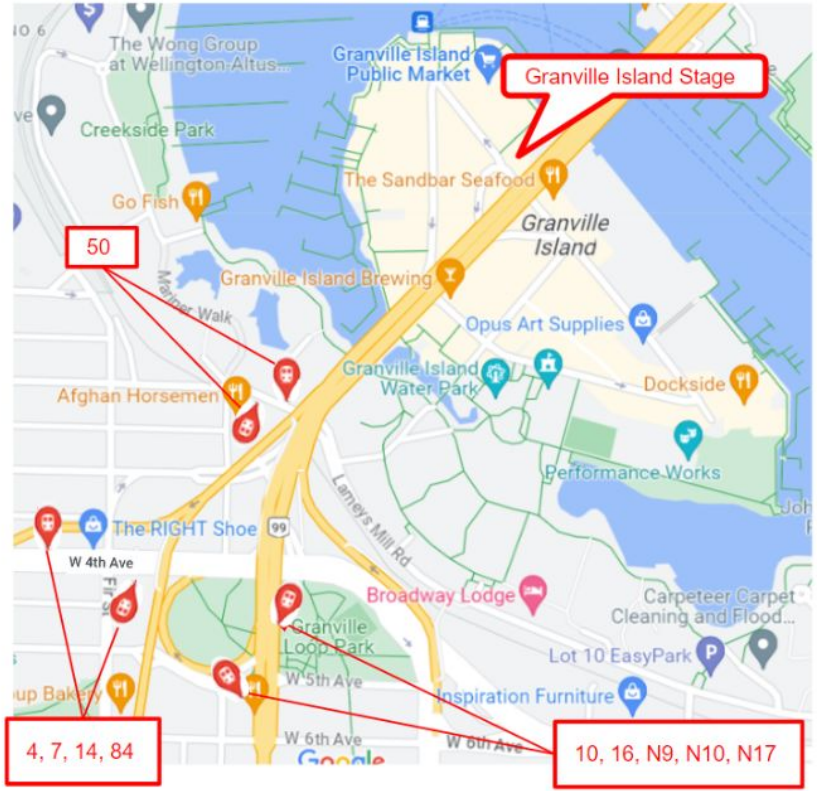

This is where the bus stops are.

Skip to Pictures of the Venue

Walking from the 50 Bus Stop



Walk towards the Granville bridge





Head to the street that is right below the bridge, it is called Anderson Street

Go to the other side of Anderson Street
and turn left onto Anderson Street





[Click here for next part of the walk]

Walking from the 4, 7 and 84 Bus Stop

This is the Westbound bus stop

Go to the next page for the route





This is the Eastbound bus stop

Click here for pictures of the route

Walking from the 4, 7 and 84 Bus Stop.



Turn right you get off the bus and head along West 4th Ave towards Granville Bridge above you.



Cross Fir street and then cross Anderson Street and turn left onto Anderson Street.

Click here for next part of the walk



Walk towards the Granville bridge.



Use the crosswalk.
Go left again to keep going to the bridge.

Right after the bridge,

cross 4th avenue.



Then cross the street again, towards the big billboard.

There will be another picture on the billboard, it changes all the time.



After you cross the street, turn left.



Keep following the path.

[Click here for next part of the walk]

Walking from the 10, 14 and 16 Bus Stop on Granville Street

This is the Northbound bus stop

Click here to see pictures of the route

This is the Southbound bus stop

Go to the next page to see the route





This is what the Southbound bus stop looks like.

To get to the other side of the street there is a tunnel.



Walk away from the Granville Street,

down the path towards the park.



After a few feet turn right, into the tunnel.



At the end of the tunnel, go right.



After you come out of the tunnel,
turn left before the stairs.



Go up those stairs and turn right.

[Click here for next part of the walk]

Walking from the 10, 14 and 16 Bus Stop on Granville
From the Northbound bus stop



This is Northbound bus stop.
Walk back along Granville Street,
away from the bridge.



After a few feet, turn left
and go down the stairs towards the park.



Right away, turn left down the first path in the park.



Keep going down the path through the park until you reach West 4th Avenue.



Cross West 4th Avenue at the lights.



At the other side, immediately turn right and cross Anderson Street.



As soon as you're across the street, turn left and go down the path.



Keep following the path.

Going to Lindsay Family Stage from the Granville Island entrance



You will see the big GRANVILLE ISLAND sign.

←

At the crosswalk cross the street.

→





After the road bends to the right,
take the crosswalk
in front of The Keg.

Then turn left after the keg.



Keep following that road and after a little while you will see the Granville Island Market at the end of the road.

Lindsay Family Stage is the building to the right of the Public market.



Front door



The front door is here.





Someone will scan your ticket at the door.

The Lobby

Washrooms
& baby change table



Door to the theatre



Stroller parking

Strollers can be left
in the lobby

Box Office / Buying tickets

If you need to pick up or buy your tickets you can do that at this table in the lobby





Washrooms

To go to
the washrooms,
go through the doors
at the end of the lobby.
Then turn right.



There are men's and women's washrooms.
Both have an accessible stall.



Anyone is allowed to use any of the washrooms. Please use the washroom where you feel most comfortable.

More on the next page

The men’s bathrooms
are on the right

This is the accessible stall



The faucets are automatic
there are paper towels for drying your hands.



The women's bathrooms are on the right



This is the accessible stall



They are at the end of this hallway



The faucets are automatic there are paper towels for drying your hands





Baby Change Table

There will be a baby change is across from the washrooms.



Going into the Theatre



There are two doors
and then two other doors
right behind them

At the start and end of the show
they will both be open





Inside the theatre



This is the door you come in through





This is what the theatre looks like.

You will sit on one of those seats.
There will be lots of other people too.

There will be different things on the stage for every show.

Chill Out Zone in the Upstairs lobby



Go up the stairs in the lobby

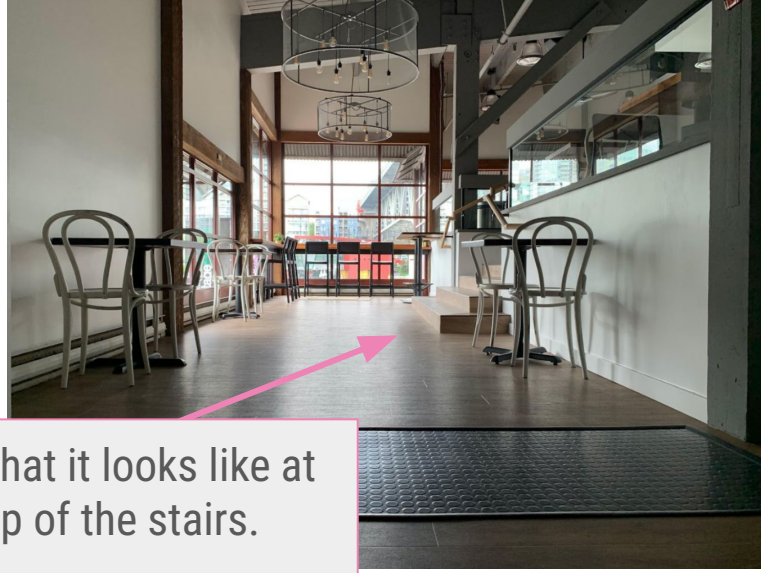

This is what it looks like at the top of the stairs.

Take the stairs on the right



Chill Out Zone in the Upstairs lobby

During the show you can go there through these doors





Chill Out Zone in the Upstairs lobby

The bar will not be open
But the chill out zone will be set up here



The chill out zone will have:

- Pillows
- Weighted stuffed animals and / or blankets
- Fidget toys
- Colouring books and materials
- Books
- Ear protectors



Staff & Volunteers

Our staff & volunteers will have
a pin or lanyard or t-shirt with our logo.

**If you need anything,
ask them!**







These are the different pins
and badges →

These buttons also tell
you if this person knows
other languages

Questions?

Do you have a question?
Do you need more information?

Send us an email:
info@childrensfestival.ca

Or you can call us Monday to Friday, 8:30 am to 4:00 pm:
+1 604 708 5655

Credits

This Visual Story was created with the help of a template
created with the input of many consultants,
the VICF Relaxed Performance Youth Council,
patrons, artists and fellow arts organizations.

Special thanks to the PuSh International Performing Arts Festival,
Intrepid Theatre, Vancouver Writers Fest, the Gateway Theatre and Jake Anthony.

Want to create a visual story for your show, event or venue?
Email Anika and she will share the template: access.activator@gmail.com

We welcome all feedback!
You can email access.activator@gmail.com and info@childrensfestival.ca