



Visual Story for

Archipelago

By Teatro Telaio

May 28 - 31

At The Nest
on Granville Island

A visual story helps people prepare for a new experience or decide if this show works for them



What information is in this visual story?

You can click on the things you want to know about

[Schedule / Arriving at the building](#)

[What to expect at the relaxed performance](#)

[Chill-out zone](#)

[The room](#)

[The Actress: Sofia](#)

[The stage manager: Angelo](#)

[The curtain speech](#)

[About the experience](#)

[Sound](#)

[Lights](#)

[Audience interaction](#)

[How people react](#)

[Everything that happens](#)

[Credits](#)

This is a visual story for the show, click here to the [visual guide for The Nest](#) with lots of information and pictures of the building and the theatre

Schedule / Arriving at the Building

The performance is about 40 minutes long

There is no intermission but you can take a break when you want

From 20 minutes before the show start till the show start you can come and scan you tickets





The theatre

Stairs



Then you go upstairs
← and wait in the hallway



At the start time of the show the doors will open

Sometimes they may open the door a few minutes later or earlier but the show will never start early

This is a relaxed performance

It will never be all dark

- It is ok to move
- It is ok to make noise
- It is ok to react
- If you need a snack or drink
you can sit along the walls of the space
- It is ok to use your electronic devices
(please put them on silent and low brightness)
BUT it is not ok to take pictures or make calls

You can take a break at any time and sit and watch others

or go outside

Chill-Out Zone

There is no chill out zone at this venue but

The front of house manager will have some drawing materials and fidget toys if you need something to stim or self regulate

There is a chill out zone in the activity village, it is very close to the building

The Room

This show has no stage, you will be exploring a room

Here is a picture of what the room will look like and a picture of the room with the performer




The Actress: Sofia

This is Sofia.
Sofia will guide you through the
Archipelago



This is what she will look like
during the performance.

The Stage Manager: Angelo



This is Angelo,
the Stage Manager

You may see him at the control desk

He controls the lights and sounds

The Curtain Speech

Before the show starts someone will come to the stage and talk. It might be a little bit different, but these are the things they often talk about:

- The Indigenous land we are on
- Thank you to sponsors and donors and volunteers
- How you can donate to the festival or help in other ways

This is a short speech
between 1-3 minutes.

[Click here to read an example of the speech](#)

This is someone reading the curtain speech,
it will probably be a different person



About the experience

At the beginning, Sofia welcomes you, gives you simple instructions, and guides you into the Archipelago. Inside, there are many small tents: each tent has different objects and a card with simple instructions for what you can do. You explore the tents at your own pace, and at the end there is a short final moment together.

(In the last part of this visual story, you will find photos of some instruction cards and objects you may find)



Sound

There is background music (soft piano music)

At the end, you'll hear recorded voices

Not other intense sound

Lights

There will be no strobes or flashing lights.

No intense lights, they never change.

There won't be any complete darkness.

At the very end, when the experience is over, it gets darker. This happens after we all listen to the voices of other kids. It will not be sudden and it will only stay darker for a second or two.



Audience Interaction



Everyone will explore the different tents on their own.

You can bring a support person.

Different tents have different activities.

In some tents, you can touch objects.

In some tents, you can think quietly and speak into a microphone.

You can leave an anonymous trace (a drawing or a short message).

A few tents include movement activities.

A few tents (2) include listening.

To find out more you can click on the activities or just keep reading and you will find out about all of them

How people react

Everyone experiences Archipelago in their own way and on their own.

Sometimes kids get excited or laugh.

Sometimes they get quiet

During the final audio, sometimes people feel emotional.

Whatever other people do, you probably won't know why they react the way they do because they are doing something different from you.

SPOILER ALERT :

When we say everything,
we mean everything.

Don't read this unless you want to
know everything that happens.

Everything what happens

When you go into the room Sofia (the performer)
will already be sitting on the stage.

You walk in and down on one of the pillows in front of Sofia.

Sofia explains how the experience works.

She also explains some simple rules.



Then you can stand up and walk into the Archipelago space.
There are many small tents (the “islands”).
In each tent, there is something to discover. Each tent has simple instructions and objects.

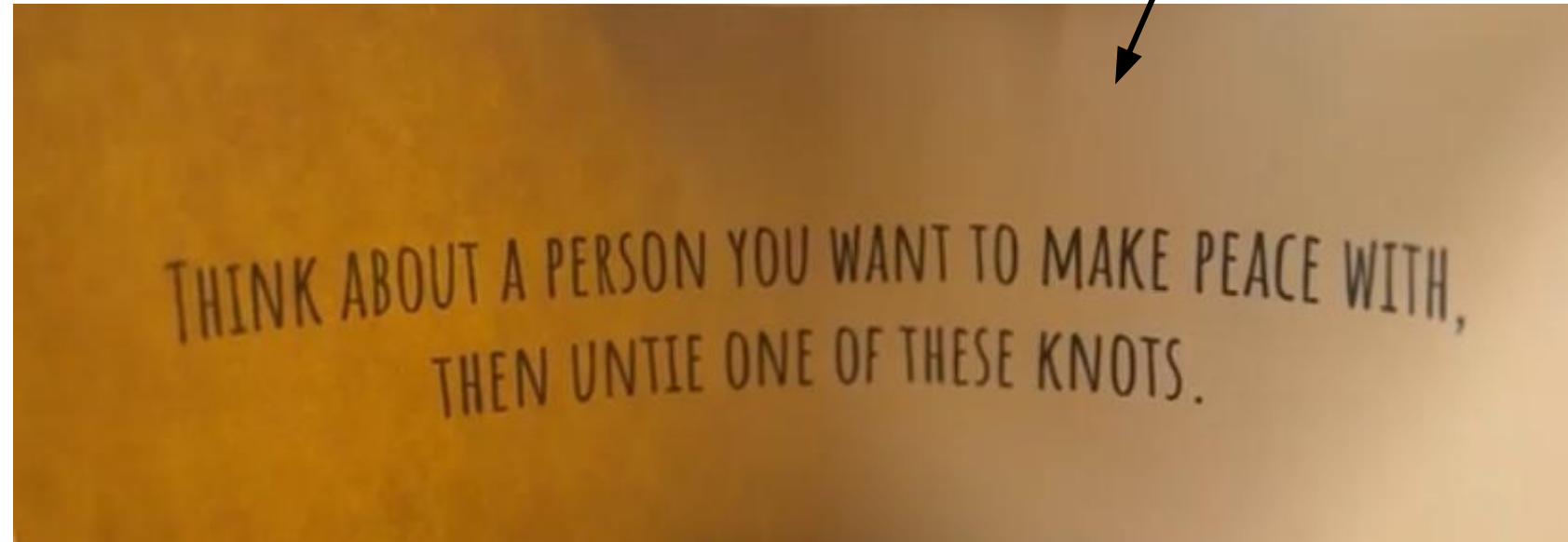
You explore the tents one at a time.
You choose a tent, go in alone, and take your time.



You can choose how many tents to explore.
You can take your time and do only what feels comfortable for you.

While you explore,
soft piano music plays in the background.

In every tent you will find a note like this one, with instructions for things you can do .



Each tent has different activities and objects. .



In some tents, like this one, you can **touch** objects .

In some tents, you can think quietly and **speak** into a microphone.

INSIDE THIS EGG IS A BABY BIRD ABOUT TO BE BORN.
WHAT IS WAITING ON THE OTHER SIDE? WHAT ADVICE WOULD
YOU GIVE THE BABY BIRD TO HELP IT FACE THE WORLD?



You can leave an anonymous trace (a drawing or a short message).

WHAT WOULD YOU LIKE TO CHANGE TO MAKE THE WORLD A BETTER PLACE? WRITE YOUR ANSWER ON THE PAPER AND LAY IT ON THE SURFACE OF THE WATER.



A few tents include **movement activities**.

TAKE A RUNNING START AND JUMP OVER THE FENCE.
NOW LOOK BEHIND YOU. WHAT IS AN OBSTACLE THAT YOU
HAVE ALREADY OVERCOME?



DO YOU SEE THE PLANT THAT NEEDS WATER? USE THE SHELL
TO BRING IT A DRINK. TRY NOT TO WASTE EVEN A DROP OF
WATER! WHEN YOU ARE FINISHED, BRING THE SHELL BACK
AND REFILL IT. IT MIGHT BE NEEDED AGAIN!



PUT THE SHELL TO YOUR EAR.
CLOSE YOUR EYES AND LISTEN.



A few tents (2) include
listening.



Some more examples...

IT'S EVENING. THERE'S A LIGHT ON IN THE KITCHEN
OF THE HOUSE. I'S DINNER TIME.
TELL ME WHAT'S HAPPENING AT THE TABLE.

LOOK IN THE MIRROR. TELL ME WHAT YOU LOOK LIKE
AND WHAT YOU LIKE ABOUT YOURSELF.

LOOK INTO THE KALEIDOSCOPE.
WHAT DO YOU SEE BEYOND THE STARS?

WHEN YOU SLEEP, YOU DREAM.
REST YOUR HEAD ON THE PILLOW
AND WHISPER YOUR FAVORITE DREAM.

THIS FOSSIL IS A MILLION YEARS OLD AND IS STILL HERE.
THINK OF SOMEONE WHO IS GONE
BUT WILL ALWAYS BE WITH YOU.

**And please remember: you can choose where
to go and what to do. You can take your time
and do only what you feel comfortable with.**

After some time, the music changes. At this point, Sofia gently calls you back.

You sit together again in front of Sofia.

Finally, Sofia plays recordings of other children's voices.

When the audio ends, the experience ends.

To let everyone know it is over the light becomes darker for a few seconds.



Credits

This Visual Story was created with by [Teatro Telaio](#) the help of a template created with the input of many consultants, patrons, artists and fellow arts organizations.

Special thanks to the Vancouver International Children's Festival and its Youth Council members, Intrepid Theatre, Push, Vancouver Writers Fest, the Gateway Theatre and Jake Anthony.

Want to create a visual story for your show, event or venue?

Email Anika Vervecken and she will share the template: anikasurtitles@gmail.com

She also welcomes all feedback!