



## Visual Story

# Granville Island Stage

A visual story helps people prepare for a new experience or decide if this space or show works for them.



# Table of content

You can click on any of them  
and go straight to that page

[Where is the Granville Island Stage?](#)

[Getting to Granville Island Stage](#)

[Parking](#)

[Coming by Bus](#)

[50](#) or [4 - 7 - 84](#) or [10 - 14 - 16](#)

[The Front Door](#)

[The Lobby & Stroller parking](#)

[Box Office](#)

[Washrooms](#)

[Baby Change Table](#)

[Going into the Theatre](#)

[Inside the Theatre](#)

[Staff & Volunteers](#)

[Questions?](#)

[Credits](#)

# Where is Granville Island Stage?

On Granville Island at 1585 Johnston St.


[This is a map of Granville Island](#)

The Net Loft

Public Market

Granville Island Stage

Granville street bridge



# Accessibility

- Wheelchair users
  - The ground floor and washrooms are accessible
  - Wheelchairs users can only sit in the front row
- There are no automatic buttons to open any of the doors
- Except for the front row, you need to use stairs to get to your seat, there are two railings for support on either side, they can support you to get up to the 5th row on the sides (not the middle section). See pictures below.



# Getting to Granville Island Stage: lots of options

## Walking

Granville Island is wonderful to walk to.  
It is also nice to walk around but there are no real sidewalks so it can be confusing to know where to walk.

## Biking

[Click here](#) to see where the closest bike racks are.

[Click here](#) to see where the free bike valet is.

[Click here](#) for pictures of the route on Granville Island

[Click here to see where it is on google maps](#)

[Skip to Pictures of the Venue](#)

## Driving/Parking

There is pay parking until 6pm everywhere on Granville Island. On the weekend it can be very hard to find a spot.  
[Click here more information](#) about parking.

## Public Transportation

There are no busses that go onto Granville Island.  
The closest bus stops are a 7-15 minute walk away.  
[Click here](#) to see:

- Where the bus stops are
- Which busses stop there
- How to walk from the bus stop to the theatre

# Bike Racks

The bike racks  
are in front  
of the building



There is also a bike valet service,  
go to the next page for information.

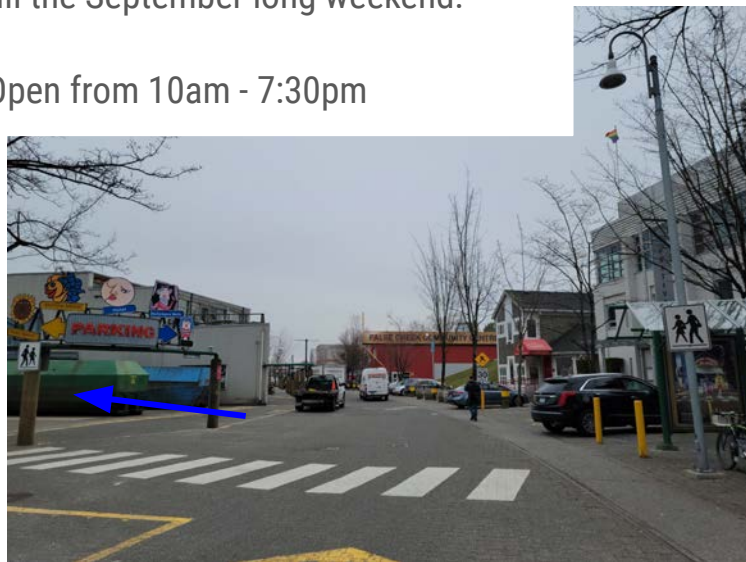
[Click here for pictures of what the route on Granville Island looks like](#)  
[Skip to Pictures of the Venue](#)

# Bike Valet

The bike valet is free.

It is there from the May long weekend till the September long weekend.

Open from 10am - 7:30pm



It is in parking lot 55 on Old Bridge street.

Turn left at this sign to go there.



The bike valet is on your left.

[Skip to Pictures of the Venue](#)

# Parking

- You need to **pay for parking** between 11AM - 6PM  
To find out prices [click here](#)
- Parking is free before 11AM & after 6PM

There is a big parking lot on the other side of the public market



There are 4 **accessible parking spots** right in front of the theatre



[View Map on Google Maps](#)



# Coming by Bus

Click here to see where it is on [Google maps](#)

These are the busses that have stops close to Granville Island

- 50  
[click here](#) for directions with pictures from the bus stop
- 4, 7, 14, 84  
[click here](#) for directions with pictures from the bus stop
- 10, 16, N9, N10, N17  
[click here](#) for directions with pictures from the bus stop



[Skip to Pictures of the Venue](#)

This is where the bus stops are.

## Walking from the 50 Bus Stop

These are the two bus stops



## Walk towards the Granville bridge



Head to the street that is right below the bridge, it is called Anderson Street

Go to the other side of Anderson Street  
and turn left onto Anderson Street



[Click here for next part of the walk](#)

## Walking from the 4, 7 and 84 Bus Stop

This is the  
Westbound  
bus stop

Go to the next  
page for the  
route



This is the Eastbound bus stop

[Click here for pictures of the route](#)

## Walking from the 4, 7 and 84 Bus Stop.



Turn right you get off the bus and head along West 4th Ave towards Granville Bridge above you.



Cross Fir street and then cross Anderson Street and turn left onto Anderson Street.

[Click here for next part of the walk](#)




Walk towards the Granville bridge.



Use the crosswalk.  
Go left again to keep going to the bridge.

Right after the bridge,  
cross 4th avenue.



Then cross the street again, towards the big billboard.  
There will be another picture on the billboard, it changes all the time.





After you cross the street, turn left.



Keep following the path.

[Click here for next part of the walk](#)

## Walking from the 10, 14 and 16 Bus Stop on Granville Street

This is the Southbound bus stop  
Go to the next page to see the route

This is the Northbound bus stop  
[Click here to see pictures of the route](#)





This is what the Southbound bus stop looks like.  
To get to the other side of the street there is a tunnel.



Walk away from the Granville Street,  
down the path towards the park.



After a few feet turn right, into the tunnel.



At the end of the tunnel, go right.



After you come out of the tunnel,  
turn left before the stairs.



Go up those stairs and turn right.

[Click here for next part of the walk](#)

## Walking from the 10, 14 and 16 Bus Stop on Granville From the Northbound bus stop



This is Northbound bus stop.  
Walk back along Granville Street,  
away from the bridge.



After a few feet, turn left  
and go down the stairs towards the park.



Right away, turn left down the first path in the park.



Keep going down the path through the park until you reach West 4th Avenue.





Cross West 4th Avenue at the lights.



At the other side, immediately turn right and cross Anderson Street.



As soon as you're across the street, turn left and go down the path.



Keep following the path.

## Going to Granville Island Stage from the Granville Island entrance



You will see the big  
GRANVILLE ISLAND  
sign.



At the crosswalk cross  
the street.





After the road bends to the right,  
take the crosswalk  
in front of The Keg.

Then turn left after the keg.



Granville Island Public Market

Keep following that road and after a little while you will see the Granville Island Market at the end of the road.



Granville Island Stage is the building to the right of the Public market.





The front door is here.

## Front door



Someone will scan your ticket at the door.

# The Lobby

Washrooms  
& baby change table



Door to the theatre

## Stroller parking

Strollers can be left  
in the lobby





# Box Office / Buying tickets

If you need to pick up or buy your tickets you can do that at this table in the lobby





## Washrooms

To go to the washrooms, go through the doors at the end of the lobby. Then turn right.



There are men's and women's washrooms. Both have an accessible stall.



**Anyone is allowed to use any of the washrooms. Please use the washroom where you feel most comfortable.**

More on the next page



The men's bathrooms  
are on the right


This is the accessible stall

The faucets are automatic  
there are paper towels for drying your hands.





The women's bathrooms  
are on the right




This is the accessible stall

They are at the end of this hallway



The faucets are automatic  
there are paper towels  
for drying your hands





## Baby Change Table

There will be a baby change is across from the washrooms.



# Going into the Theatre



There are two doors  
and then two other doors  
right behind them

At the start and end of the show  
they will both be open



# Inside the theatre



This is the door you come in through



This is what the theatre looks like.

You will sit on one of those seats.  
There will be lots of other people too.

There will be different things on the stage  
for every show.



# Staff & Volunteers

Our staff & volunteers will have a pin or lanyard or t-shirt with our logo.

**If you need anything, ask them!**



These buttons also tell you if this person knows other languages

These are the different pins and badges →



# Questions?

Do you have a question?  
Do you need more information?

Send us an email:  
[info@childrensfestival.ca](mailto:info@childrensfestival.ca)

Or you can call us Monday to Friday, 8:30 am to 4:00 pm:  
+1 604 708 5655

# Credits

This Visual Story was created with the help of a template created with the input of many consultants, patrons, artists and fellow arts organizations.

Special thanks to the PuSh International Performing Arts Festival, Intrepid Theatre, Vancouver Writers Fest, the Gateway Theatre and Jake Anthony.

Want to create a visual story for your show, event or venue?  
Email Anika and she will share the template: [access.activator@gmail.com](mailto:access.activator@gmail.com)

We welcome all feedback!  
You can email [access.activator@gmail.com](mailto:access.activator@gmail.com) and [info@childrensfestival.ca](mailto:info@childrensfestival.ca)