

VANCOUVER
INTERNATIONAL



FESTIVAL

Visual Story Carousel Theatre Studio A

A visual story helps people prepare for a new experience or decide if this space works for them.



Table of content

You can click on any of them
and go straight to that page

[Where is the Carousel Theatre?](#)

[Accessibility](#)

[Getting to Carousel Theatre](#)

[Walking](#)

[Parking](#)

[Bike Valet](#)

[Coming by Bus](#)

[Box Office / Buying Tickets](#)

[The Lobby](#)

[Staff & Volunteers](#)

[Inside the Theatre](#)

[Washrooms](#)

[Baby Change Tables](#)

[Questions?](#)

[Credits](#)

Next to Granville Island Brewing

Where is Carousel Theatre?

[Click here to see a map of Granville Island](#)



Carousel Theatre is on Granville Island at 1411 Cartwright Street

Across from the kid's market and Waterfront theatre



Accessibility

- Studio A and C are wheelchair accessible
- There are no automatic buttons to open any of the doors
- Both washrooms are accessible

Getting to Carousel Theatre: lots of options

Walking

Granville Island is wonderful to walk to. It is also nice to walk around but there are no real sidewalks so it can be confusing to know where to walk.

[Click here](#) for pictures of the route on Granville Island

Biking

[Click here](#) to see where the free bike valet is.

[Click here](#) for pictures of the route on Granville Island

Driving/Parking

There is pay parking until 6pm everywhere on Granville Island. Usually you can find a spot easily. [Click here more information](#) about parking.

Public Transportation

There are no busses that go onto Granville Island. The closest bus stops are a 3 - 5 minute walk away. [Click here](#) to see:

- Where the bus stops are
- Which busses stop there
- How to walk from the bus stop to the theatre

[Skip to Pictures of the Venue](#)

Bike Valet

The bike valet will be around the corner in this parking lot



More info and pictures on the next page



It is in parking lot 55 on Old Bridge street. Turn left at the “parking” sign.



The bike valet is on your left.

The bike valet is free. Open from 10am - 7:30pm.
It is there from the May long weekend till the September long weekend.

[Click here for pictures of what the route on Granville Island looks like.](#)

[Skip to Pictures of the Venue](#)

Parking



Carousel Theatre

- You need to **pay for parking** between 11AM - 6PM
- To find out prices [click here](#)
- Parking is free before 11AM & after 6PM

The closest parking lot is around the corner

There is an **accessible parking spot** right across the street in front of Waterfront theatre

[View Map on Google Maps](#)

Carousel Theatre



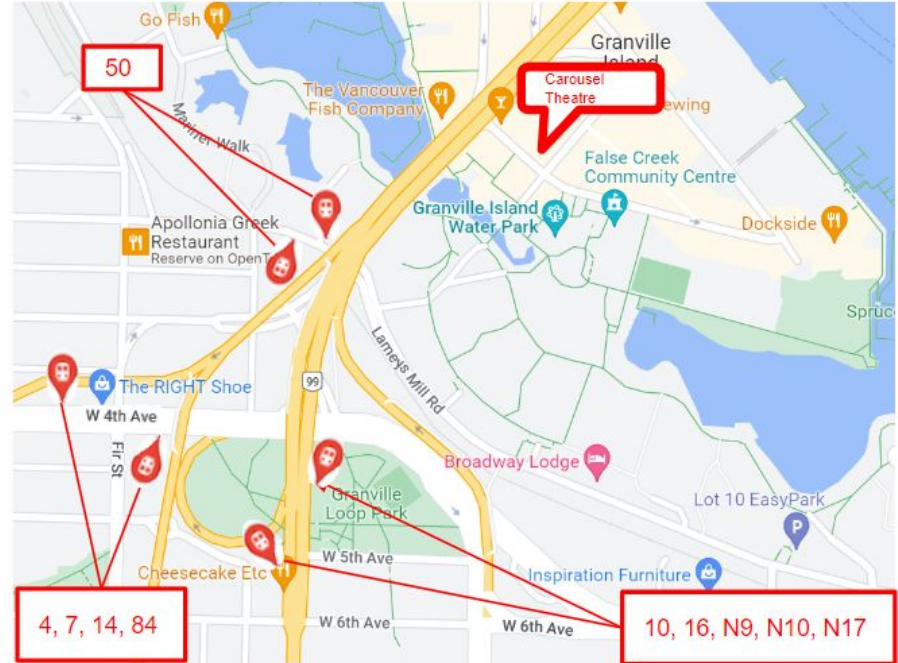
Google

Coming by Bus

Look up your bus route on [Google maps](#)

These are the busses that have stops close to Granville Island

- 50
[click here](#) for directions with pictures from the bus stop
- 4, 7, 14, 84
[click here](#) for directions with pictures from the bus stop
- 10, 16, N9, N10, N17
[click here](#) for directions with pictures from the bus stop



[Skip to Pictures of the Venue](#)

This is where the bus stops are.

Walking from the 50 Bus Stop

These are the two bus stops



Walk towards the Granville bridge



Head to the street that is right below the bridge, it is called Anderson Street

Go to the other side of Anderson Street
and turn left onto Anderson Street



[Click here for next part of the walk](#)

Walking from the 4, 7 and 84 Bus Stop

This is the
Westbound
bus stop.

Go to the next
page for the
route.



This is the Eastbound bus stop.
[Click here for pictures of the route.](#)

Walking from the 4, 7 and 84 Bus Stop.



Turn right you get off the bus and head along West 4th Ave towards Granville Bridge above you.



Cross Fir street and then cross Anderson Street and turn left onto Anderson Street.

[Click here for next part of the walk](#)




Walk towards the Granville bridge.



Use the crosswalk.
Go left again to keep going to the bridge.

Right after the bridge,
cross 4th avenue.



Then cross the street again, towards the big billboard.
There will be another picture on the billboard, it changes all the time.



After you cross the street, turn left.



Keep following the path.

[Click here for next part of the walk](#)

Walking from the 10, 14 and 16 Bus Stop on Granville Street

This is the Southbound bus stop.
Go to the next page to see the route.

This is the Northbound bus stop.
[Click here to see pictures of the route.](#)





This is what the Southbound bus stop looks like.
To get to the other side of the street there is a tunnel.



Walk away from the Granville Street,
down the path towards the park.



After a few feet turn right, into the tunnel.



At the end of the tunnel, go right.



After you come out of the tunnel,
turn left before the stairs.



Go up those stairs and turn right.

[Click here for next part of the walk](#)

Walking from the 10, 14 and 16 Bus Stop on Granville From the Northbound bus stop



This is Northbound bus stop.
Walk back along Granville Street,
away from the bridge.



After a few feet, turn left
and go down the stairs towards the park.



Right away, turn left down the first path in the park.



Keep going down the path through the park until you reach West 4th Avenue.



Cross West 4th Avenue at the lights.



At the other side, immediately turn right and cross Anderson Street.



As soon as you're across the street, turn left and go down the path.



Keep following the path.

Going to Carousel Theatre from the Granville Island entrance




You will see the big GRANVILLE ISLAND sign. Keep going straight, across the bridge.



Turn right onto Cartwright Street after the yellow building. This is the Kids Market.

Carousel Theatre is a bit further on the right, behind the trees





This is what the building looks like.

This is the front door.
There is no automatic push button.





Box Office / Buying tickets

Someone at this lectern to the right of the door will check your ticket before you go inside.

You can also buy tickets there.

Staff & Volunteers

Our staff & volunteers will have a pin or lanyard or t-shirt with our logo.

If you need anything, ask them!



These are the different pins and badges →


These buttons also tell you if this person knows other languages

The Lobby

The washrooms are on the left in the hallway



You go into studio A through this door



To go to the Chill Out Zone in studio C, turn right at the end of the hallway



Inside Studio A

This is what the room looks like when it is empty.

This is the door you come in through.



This is what the room looks like for the show.



Washrooms


There are two accessible gender neutral washrooms.

When you leave the room, they are across the hallway.




Washrooms

This is the washroom on the left



There will be a baby change table in this corner

The faucet is an automatic one. You put your hand under it and the water starts flowing.



The hand dryers are very loud. You can't use them when a show is happening. You can also use paper towel.

Washrooms

This is the washroom on the right



The faucet is an automatic one.
You put your hand under it
and the water starts flowing.



The hand dryer is very loud.
You can't use them when a show is happening.
You can also use paper towel.



Baby Change Table

Both washrooms have a baby change table.
One will look like this and the other will be a little table



Chill Out Room

If you need a break, there will be a Chill Out Room you can go to.

To go there, go back out the same door from before. Turn Right and right again. You will see the open door.



More info and pictures on the next page

Chill Out Room

This is what the room looks like



You can go back to the show when you want to

Questions?

Do you have a question?
Do you need more information?

Send us an email:
info@childrensfestival.ca

Or you can call us Monday to Friday, 8:30 am to 4:00 pm:
+1 604 708 5655

Credits

This Visual Story was created with the help of a template created with the input of many consultants, patrons, artists and fellow arts organizations.

Special thanks to the PuSh International Performing Arts Festival, Intrepid Theatre, Vancouver Writers Fest, the Gateway Theatre and Jake Anthony.

Want to create a visual story for your show, event or venue?
Email Anika and she will share the template: anikasurtitles@gmail.com

We welcome all feedback!
You can email anikasurtitles@gmail.com and info@childrensfestival.ca